

# Conveyor Belt Product Catalog



[www.industrialconveyorbelt.com](http://www.industrialconveyorbelt.com) | [www.polyestermeshbelts.com](http://www.polyestermeshbelts.com)

## Office

Add: No.1107, Floor 11, Dazhong Plaza,  
Yinhe Road Guangyang District, Langfang,  
Hebei, China 065000

Tel.: +86 316 218 8808  
Mob: +86 153 6967 9157  
Email: [wirebelt@pfmscreen.com](mailto:wirebelt@pfmscreen.com)  
Skype: summerpfmscreen  
WhatsApp: +86 153 6967 9157

## Factory



Add: Industrial Park Zone of South Anping  
County, Hebei Province, China 053600

Tel.: +86 316 512 5896  
Mob: +86 189 3167 2095  
Email: [filter@pfmscreen.com](mailto:filter@pfmscreen.com)  
Skype: live:filter\_141  
WhatsApp: +86 189 3167 2095

PFM SCREEN

PROFESSIONAL  
BELTING  
MANUFACTURER

# BEIJING PFM SCREEN



# Conveyor Belt Product Catalog

# About PFM SCREEN

Beijing PFM Screen is the leading Filter Mesh & Mesh Conveyor Belt manufacturer in China.

Based in Beijing China, PFM Screen has been a specialist in Filter Mesh & Mesh Conveyor Belt for over 30 years. Our manufacturing plant is located in Anping Hebei, the hometown of wire mesh in China. We are always providing reliable and durable conveyor belts to every client, whether their order is big or small.

Beijing PFM Screen offers many styles and specifications of conveyor belts to suit your specific application and improve your process efficiencies. We provide conveyor belts for industries such as Food Processing, Textiles, Electronics, Agriculture, Automotive, and more. At the same time, the custom conveyor belt is available on request. Our first-class Customer Service and global presence mean we can provide fast and simple distribution around the world.

Our company adopts advanced production technology, complete testing and measuring equipment to ensure the stable and reliable quality of the products. Now our customers are from more than 30 countries and regions, such as the United States, Canada, Australia, South Korea, India, Malaysia, Singapore and so on.

We always adhere to Client-Oriented, Faith is Root and hope to cooperate with more customers for mutual development and benefits. Any friend or customer is always welcomed, pls feel free to contact us anytime for more information.



# Table of Contents

- Balanced Woven Conveyor Belts.....1
- Compound Weave Belt (Baking Band).....4
- Chain Link Conveyor Belts.....7
- Flexible Rod Conveyor Belts.....9
- Flat Flex Conveyor Belts.....12
- Eye Link Conveyor Belts.....15
- Flat Wire Conveyor Belts.....19
- Plate Link Conveyor Belts.....21
- Rolled Baking Band.....24
- Ladder Conveyor Belts.....27
- Polyester Spiral Mesh Belts.....29
- Polyester Linear Screen Mesh Belts.....31
- Woven Press Filter Belts (Sludge Dewatering Belts).....34
- Spiral Mesh Press Filter Belts.....36
- PTFE Coated Open Mesh Belts.....38

# Balanced Spiral Woven Conveyor Belts

## Overview

Balanced Weave Conveyor Belt is a stainless steel balanced woven belt with left and right-hand wound spirals, connected by crimped cross wires. At the sides of the belt, the cross wire is welded to the spiral wire. Balanced weave belts can be used for a virtually infinite number of applications. Ranging from super strong for conveying heavy loads over large widths or conveying very hot products to very dense weaves for small products, unsorted goods or products requiring stable support.

Balanced Spiral Woven Belts are manufactured in compliance with the latest food safety requirements for food processing equipment such as FDA, GMP and 1935/2004/EC. This ensures our customers a belt that is fit for use in the most demanding food processing applications. Spiral wirelink belts are suitable for a wide range of active food contact applications such as: Baking, Frying, Drying, Cooling, Freezing, Pasteurizing, etc.


Balanced Weave Conveyor Belt can be used in the temperature range of -50° to + 1350°C. The length and width of the conveyor belt can be customized according to demand.

The stainless steel Balanced Weave Conveyor Belts can additionally be equipped with edge plates and flights. The pins can be bent upwards in some belt types of the spiral wire link belts which will create a standing edge. It's typically driven by friction but can also work with custom sprockets for positive drive. The pitch and edge design of the belt can be customized based on the usage environment.




## Belt Types

Balanced Spiral Woven Conveyor Belts are available in 4 types different versions. From corrugated wirelink belt that is alternatively woven left and right to create a straight run to rod reinforced belt structure that is designed for applications that involve high temperatures. PFM Screen offers the following 4 types of belt configurations:




**Standard Balanced Woven**

The Standard Balanced Woven consists of alternating left and right hand coils with each coil interconnecting with the next by means of a crimped cross wire.




**Double Balanced Woven**

Double Balanced Woven is similar to standard balanced but uses coil pairs of each handing intermeshing and then link by means of the crimped cross wire with pairs of intermeshing opposite hand coils on a repeat pattern down the length.



**Standard Balanced Woven With Straight Cross Wire**


The structure of this belt is similar to "Standard Balanced" but uses a straight cross wire. This assembly allows for a closer pitching of coils across the width for small product handling.



**Double Balanced Woven With Straight Cross Wire**


The structure of this belt is similar to "Double Balanced" but uses a straight cross wire. This assembly allows for a closer pitching of coils across the width for small product handling.

## Edge Availability




**Welded Edge**

This is the most common and economical edge finish. With welding together of both the coil and crimp wires there are not cut wire ends.



**Laddered Edge**

Less common than the welded edge the laddered edge is often used where welds are not desirable for the application. The belt edge is also smooth and allows more belt edge flexibility. In high temperature applications, it's more efficient because the laddered edge isn't under strain, making it less likely to fracture.



**Hook Edge**


Also less common than the welded edge type the hook edge is often used where welds are not desirable for the application. The belt edge is also smooth and allows more belt edge flexibility.




**Chain Edge**

Along with the above mesh edge finishes these meshes can be driven by side chains using cross rods which are located through the mesh coils and then through chains at the edges of the mesh.

## Wire Type



**Round Spiral Wire**



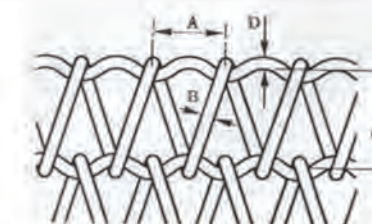
**Flat Spiral Wire**

## Material Availability

Material	Maximum Operating Temperature °C
Carbon Steel	550
Galvanized Mild Steel	400
Chrome Molybdenum	700
304 Stainless Steel	750
321 Stainless Steel	750
316 Stainless Steel	800
316L Stainless Steel	800
314 Stainless Steel	1120
37/18 Nickel Chrome	1120
80/20 Nickel Chrome	1150
Inconel 600	1150
Inconel 601	1150

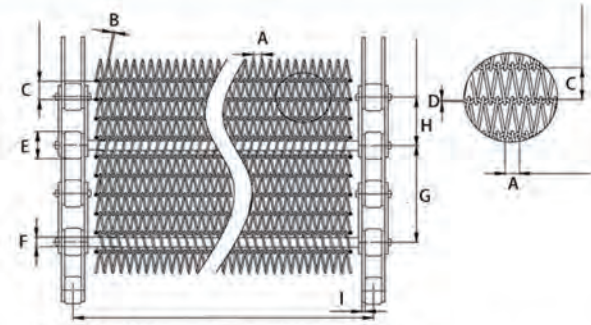
If you have other material requirements, please contact us.

## Specifications



**Balanced Woven Belt without Chain Edge**

A: Spiral Wire Pitch (mm) B: Spiral Wire Diameter (mm)  
C: Cross Rod Pitch (mm) D: Cross Wire Diameter (mm)



Balanced Woven Belt with Chain Edge

A: Spiral Wire Pitch (mm) B: Spiral Wire Diameter (mm) C: Cross Rod Pitch (mm) D: Cross Wire Diameter (mm)  
 E: Roller Diameter (mm) F: Support Rod Diameter (mm) G: Support Rod Pitch (mm) H: Chain Pitch (mm) I: Plate Thickness (mm)

Balanced Weave Conveyor Belts specifications				
Item No.	Spiral wire pitch	Cross rod pitch	Spiral wire diameter	Cross wire diameter
	mm	mm	mm	mm
BWCB-001	4	4	0.9 to 1.2	1.2 to 1.6
BWCB-002	5	6.4	0.9 to 1.2	1.2 to 1.6
BWCB-003	5	5	0.9 to 1.6	1.2 to 1.6
BWCB-004	6	6	0.9 to 1.6	1.2 to 1.6
BWCB-005	6	8	0.9 to 1.2	1.2 to 1.6
BWCB-006	6	10	0.9 to 1.6	1.2 to 1.6
BWCB-007	8	12	1.2 to 2.0	1.2 to 2.5
BWCB-008	8	13	1.2 to 2.0	1.2 to 2.5
BWCB-009	8	15	1.2 to 2.0	1.2 to 2.5
BWCB-010	11	15	1.2 to 2.0	1.2 to 2.5
BWCB-011	11	20	1.6 to 3.0	1.6 to 3.0
BWCB-012	11	25	1.6 to 3.0	1.6 to 3.0
BWCB-013	11	27	1.6 to 3.0	1.6 to 3.0
BWCB-014	15	20	1.6 to 3.0	1.6 to 3.0
BWCB-015	15	25	1.6 to 3.0	1.6 to 3.0
BWCB-016	22	23	1.6 to 3.0	1.6 to 3.0
BWCB-017	22	33	1.6 to 3.0	2.0 to 4.0

NOTE: 1. If flat wire, please give us cross section.  
 2. Custom specification is available if you can't find the suitable size.

Applications

Balanced weave conveyor belts are widely used across various industries due to their flexibility, strength, and resistance to high temperatures. Common applications include:

- **Food Processing:** Used in baking, frying, cooling, and freezing processes due to their ability to handle both high and low temperatures.
- **Heat Treatment:** Ideal for processes like annealing, sintering, and hardening, where materials are exposed to extreme heat.
- **Glass and Ceramics Industry:** Used for transporting products through kilns or ovens where consistent heat is necessary.
- **Metalworking:** Suitable for quenching, tempering, and other metal treatment processes.
- **Electronics:** In soldering and drying, where precise handling of components under controlled temperatures is crucial.
- **Textile and Paper Drying:** Helps in drying applications requiring airflow and heat.
- **Packaging:** Employed in automated packaging lines for the transport of goods.



Food Processing



Heat Treatment



Glass Industry



Drying

Compound Weave Belt (Baking Band)

Overview


Compound Weave Conveyor Belt, also named Stainless Steel Cordweave Conveyor Belt, Compound Balanced Woven Belt or Baking Band Conveyor Belt, have right-hand and left-hand spirals interconnecting by straight cross rods.

The compound belt is a high-density, balanced spiral belt with multiple spirals and cross rods per pitch, resulting in minimal apertures and a flat surface. This structure ensures a close and flat mesh, ideal for conveying very small items. Its uniform heat transfer and smooth surface make it perfect for applications like biscuit baking and sorting small mechanical components. Popular for its durability and efficiency, the compound weave is a top choice in various industries, including food processing and precision manufacturing.

Generally, the material used to make the Compound Weave Conveyor Belts is stainless steel or high carbon steel.

Compound weave conveyor belts made from 304 and 316 stainless steel are typically used in the food industry due to their hygienic properties, while those made from 310S and 314 stainless steel are preferred in the heat treatment industry for their high temperature and oxidation resistance.

310S and 314 stainless steel wire offer high temperature resistance, strong oxidation resistance, and excellent mechanical properties. These features make mesh conveyor belts made from 310S and 314 stainless steel ideal for addressing high temperature issues in powder metallurgy furnaces. These belts resist short cycles, peeling, and fractures, and can withstand temperatures up to 1000-1250°C.




Driving Methods

The belt can be driven by friction rollers or chains. In some cases, products need to be upgraded or separated, and we can also provide cross flights and side plates according to user needs.



Driven by friction roller



Driven by roller chain




Cross flights and side plates

## Features of Compound Weave Conveyor Belt

- **Small open area.** The compound weave conveyor belt has a little open area, which is suitable to convey the small items.
- **Use multiple environments.** High resistance against chemical, abrasion, and corrosion.
- **High tensile strength.** The compound weave conveyor belt has multiple spirals and cross rods on each pitch, so it can supply higher tensile strength than other types of conveyor belt.
- **High-temperature resistance.** The compound weave conveyor belt is made of high-quality materials, including stainless steel and nickel alloy steel, which have excellent temperature resistance performance.
- **Durable and long service life.** The unique structure and high-quality material can ensure the long service life of compound conveyor belt.
- **Uniform heating.** Provides uniform heat transfer across the belt.
- **Baffles can be added.** Different types of baffles can be added at the both side and center of conveyor belt for sorting and conveying products.

## Belt Types




Round spiral wire

Flat Spiral Wire

## Edge Availability

For the compound weave conveyor belt, we can provide two different edge structures to meet different applications.



Welded Edge

Chain Edge

Side Guard Edge

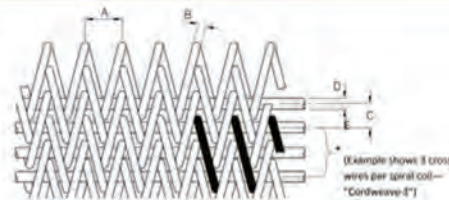
Folded Side Uuard Edge

## Material Availability

The compound weave conveyor belt is made of stainless steel and high carbon steel. They all have excellent high temperature resistance performance and high tensile strength. All these can ensure the compound weave conveyor belt be a strong, durable and high lifespan products.

Material	Maximum Wire Operating Temperature °C
Carbon Steel	550
304 Stainless Steel	750
316 Stainless Steel	800
316L Stainless Steel	800
314 Stainless Steel	1120
Inconel 600	1150

## Specifications



A: Coil Pitch (mm) C: Cross Wire Pitch (mm)

B: Coil Wire Diameter (mm) D: Cross Wire Diameter (mm) E: Number of Cross Wires per Spiral Coil (mm)

Item	Coil pitch	Coil wire diameter	Cross wire pitch	Cross wire diameter	Number of cross wires per spiral coil
	(mm)	(mm)	(mm)	(mm)	(mm)
CWCB-01	5.08	1.22	3.05	1.22	3
CWCB-02	11.29	2.03	4.35	2.03	4
CWCB-03	10.16	2.03	5.08	2.64	4
CWCB-04	4.24	0.91	2.24	1.22	4
CWCB-05	8.47	1.63	3.63	1.63	4
CWCB-06	6.35	1.22	2.82	1.22	4
CWCB-07	8.71	1.6 × 1.3	3.9	1.63	5

NOTE: 1. If flat wire, please give us cross section.  
2. Custom specification is available if you can't find the suitable size.


## Applications

By offering a flat carrying surface with little open area, Compound Weave Conveyor Belt is a popular choice for applications as diverse as bottle-annealing to baking small snack products. Compound Weave Conveyor Belt is particularly popular in baking applications as its high-density construction ensures a uniform heat transfer through to the product.

- Rice Handling
- Swarf Conveyors
- Heat Treating of Small Fasteners
- Furnace Curtain
- Sintering of Powdered Metal Components
- Electro-Plating
- Accumulation Tables
- Seed Drying
- Biscuits, tortillas, cookies and crackers baking
- Hardening, tempering, quenching
- Glass works
- Electrotechnical industry
- Serving as pasteurizing belt
- Furnace belts



Baking Band Belt



Furnace Curtains



Grain Drying Belt



Heat Treatment Belt



Baking Belt



Annealing Furnace Mesh Belt

# Chain Link Conveyor Belts

## Overview

Chain Link Conveyor Belt, also known as stainless steel wire mesh belt or conventional mesh belt, features a simple design with interwoven spiral coils creating an open mesh. Available with knuckled or welded edges, PFM Screen's Chain Link belt is an economical and lightweight solution for low load conveying, ideal for light-duty drying and cooling applications. With its large open area, it is perfect for energy-efficient processes like drying, cooling, and heating.

The light belts of the wire mesh belt consist of belt segments linked with splicing rods. The individual elements consist of alternating right and left-hand round wire spirals in a flat oval or round form. The edges of the wire mesh belt are available in a welded or bent design.

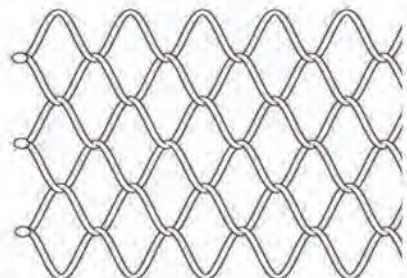


## Features of Chain Link Conveyor Belt


- Simple structure. It is made of several spiral coils. Suitable for light-duty use in drying and cooling applications.
- Economical. Economic and lightweight solution for low load conveying applications. The simple structure make it economical than other types of conveyor belt.
- Functional. The stainless steel chain link conveyor belt is suitable for lifting, conveying lightweight products.
- Different edge. We can supply welded or knuckled edge for your choice.
- Baffles are available. Side and center baffles can be added to the conveyor belt. Baffles can prevent the products from falling down to the ground. It is also useful for sorting and conveying.
- Chain link drive. The chain link drive pattern can ensure the smooth and high efficient working.

## Driving Methods

Chain link conveyor belt are available in different edge styles including welded, knuckled and chained. Other special edge finish is available on request.



**Welded Edge**  
At the belt edges the coil wires are looped together and welded. This is the most common and economical edge finish. This type of edge finish allows for relatively smooth finish to the belt edge and is the most economic version of this belt style.

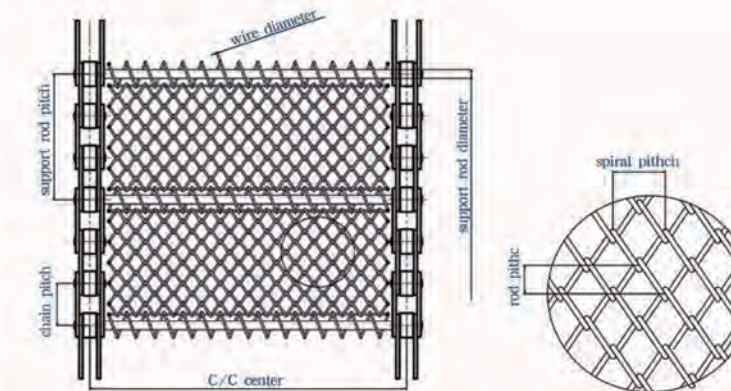


**Knuckled Edge**  
The end of each coil wire is bent back into a 'U' shape and then interlock with the adjacent coil. The 'U' form is then closed securely to form a permanent link with the next coil. This formation also allows greater flexibility of the belt edges and minimises stress build up at these positions.

## Material Availability

Material	Maximum Wire Operating Temperature °C
Carbon Steel	550
Galvanised Mild Steel	400
Chrome Molybdenum (3% Chrome)	700
304 Stainless Steel	750
321 Stainless Steel	750
316 Stainless Steel	800
316L Stainless Steel	800
314 Stainless Steel	1120
37/18 Nickel Chrome	1120
80/20 Nickel Chrome	1150
Inconel 600	1150
Inconel 601	1150

## Specifications



These are designed to suit the customer requirements but in general are available in lateral coil wire pitches varying from 5.08mm to 25.4mm, combined with a variety of wire diameters and longitudinal pitches to suit the application.


## Applications

### Typical Applications

- Annealing furnaces
- Cleaning machines
- Conveyor machines
- Drying ovens
- Frosters
- Frying facilities
- Ovens
- Refrigeration facilities



Food Frying Belt



Annealing Furnace Belt



Washing Belt

# Flexible Rod Conveyor Belts

## Overview

A Flexible Rod Belt is constructed from 3 components.

1. Alternating spirals take care of the belt overlay.
2. These spirals are connected to each other by means of smooth cross rods.
3. Special chain links are mounted at the outer sides, which are locked by means of button heads.

This kind of stainless steel wire mesh belt is especially designed for spiral or round conveyor as well as straight-running conveyor. With the ability to side flex, the belt can also be used for conveyors arranged to go around obstacles. The flexible rod belt is popular in the food industries, including cooling, cooking or freezing products.

Rod and spiral alternating coils structure efficiently improve production and reduce downtime. Owing for robust construction, this rod conveyor belting need far less maintenance. Besides, Flexible Rod belts can also be supplied with a link in the centre of the belt width to decrease its turning radii, as well as side guards to prevent product spillage.



## Features of Flexible Rod Conveyor Belt


- **Smooth and burr-free.** The finish is smooth and burr-free for quick and easy cleaning, maximizing production.
- **High temperature resistance.** The stainless steel material can maintain the perfect performance even in the extremely high or low temperature applications.
- **Corrosion and rust resistance.** The stainless steel material and galvanized steel have excellent chemical stability, which are corrosion and rust resistance.
- **Durable and long service life.** The high quality material and rigid structure can ensure the long lifespan of the flexible rod conveyor belt.
- **Easy to install and replace.** The flexible rod conveyor belt is lightweight and easy to install and replace.
- **U-shaped links can be added on the center of conveyor belt.** To decrease turning radii and improve conveying efficiency, the U-shaped conveyor belt are added onto the center of the conveyor belt.
- **Side guards are available.** Side guards can be added on both side of the conveyor belt to prevent products from spillage.



Side Guards Freezer Belt



360° Welding Freezer Belt



Edge Drive Freezer Belt

## Edge Availability




Welded Edge



Clinged Edge



Drive Edge



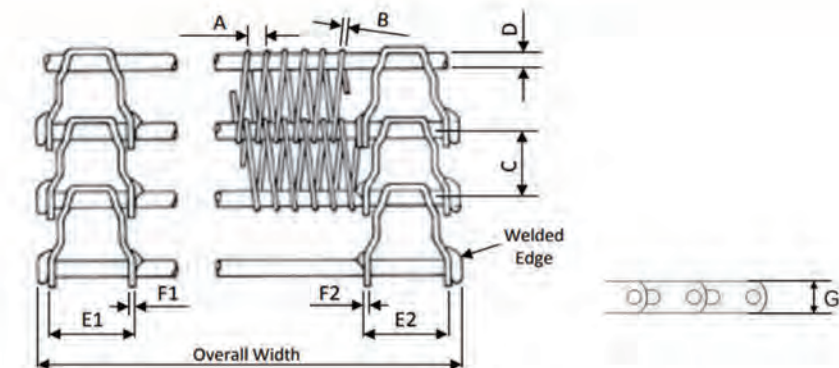
Reinforced Plate Edge

## Material Availability

Material: carbon steel, SS 201, SS 304, SS 316, SS 316L

Material	Maximum Wire Operating Temperature °C
Carbon Steel	550
201 Stainless Steel	600
304 Stainless Steel	750
316 Stainless Steel	800
316L Stainless Steel	800

## Specifications

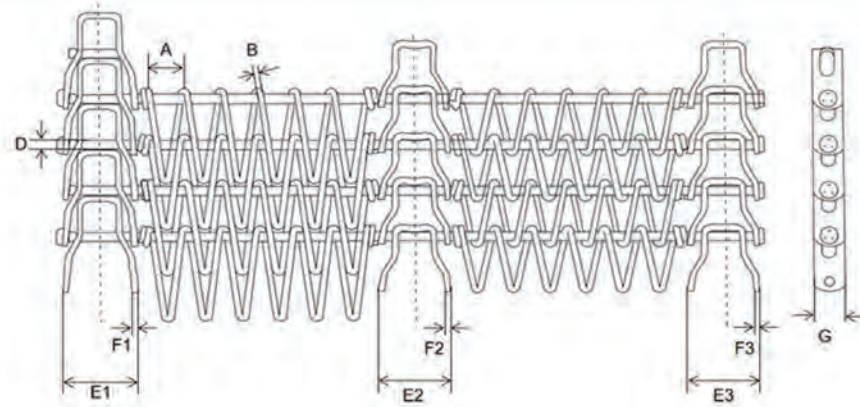


Standard Radius Metal Belt with link at both sides

A: Spiral Coil Pitch (mm) B: Coil Wire Diameter (mm) C: Cross Rod Pitch (mm) D: Cross Rod Diameter (mm)  
E: Edge Links Width (mm) E1 E2 F: Edge Links Thickness (mm) F1 F2 G: Edge Links height (mm)

Specifications of Flexible Rod Conveyor Belt with standard & heavy duty links	
Technical Specifications	Popular Value
Coil Wire Diameter	1.2mm, 1.4mm, 1.5mm, 1.6mm, 2.0mm
Cross Rod Diameter	4.9mm, 5.0mm, 5.9mm, 6.0mm
Edge Links Height	11.1mm, 12.7mm, 15mm
Cross Rod Pitch	19.1mm, 27.4mm, 30.5mm, 38.1mm
Available Widths: Curve/Spiral	304.8-1371.6 mm
Available Widths: Straight Run	304.8-1524 mm
Turn Ratio	1.6-2.5
Method of Drive	Sprocket driven on links

NOTE: Custom specification is available if you can't find the suitable size.



Radius Metal Belt with a extra link in the middle to fit a smaller turning radius

A: Spiral Coil Pitch (mm) B: Coil Wire Diameter (mm) C: Cross Rod Pitch (mm) D: Cross Rod Diameter (mm)  
 E: Edge Links Width (mm) E1 E2 F: Edge Links Thickness (mm) F1 F2 G: Edge Links height (mm)

Specifications of Flexible Rod Conveyor Belt with link in the middle	
Technical Specifications	Popular Value
Coil Wire Diameter	1.2mm, 1.4mm, 1.5mm, 1.6mm, 2.0mm
Cross Rod Diameter	4.9mm, 5.0mm, 5.9mm, 6.0mm
Edge Links Height	11.1mm, 12.7mm, 15mm
Cross Rod Pitch	19.1mm, 27.4mm
Available Widths	305-1219 mm
Turn Ratio	0.8-2.1
Method of Drive	Sprocket driven on links

NOTE: Custom specification is available if you can't find the suitable size.

**Applications**

The Flexible Rod Belt is a versatile conveyor belt. This belt has been developed for a variety of applications, constructions and process conditions. Whether used on spiral or straight conveyors, the Flexible Rod Belt is particularly suitable for cooking, cooling or freezing products such as bread, pastry, vegetables, potatoes, fish and meat. It can also be used for blanching vegetables, proofing dough, drying, baking or pasteurising. Belts are used in concentric systems, spiral towers, curved and straight conveyors.

- Spiral Freezer Belt
- Spiral Cooler Belt
- Spiral Proofer Belt
- Spiral Dryer Belt
- Spiral Cooker Belt
- Spiral Heating Belt
- Turn Curve Transfer Belt
- Transfer and Packaging Belts



Spiral Cooler Belt



Spiral Freezer Belt



Spiral Proofing Belt

# Flat Flex Conveyor Belts


**Overview**

Flat Flex Conveyor Belts also known as Rod Network Conveyor Belts, or Enrober conveyor belts, are distinguished by their unique construction and versatile applications. These belts are constructed from a series of looped wires that interlock with one another, creating a flexible and robust mesh. The simple structure makes it economical and lightweight. It can help to save costs and reduce downtime.

Flat Flex Conveyor Belts are widely used across various industries due to their lightweight, single-layer construction, and positive drive mechanism by sprockets. Made from stainless steel or spring wire, these Rod Network Conveyor Belts come in wire diameters ranging from 0.8 to 3.0 mm, with pitches from 4 mm to 2000 mm, and belt widths from 10 mm to 3 meters. Custom dimensions can also be accommodated to meet specific requirements.

Flat Flex Conveyor Belts feature an open structure, with 70% to 86% open area, making them ideal for applications such as cooling, baking, drying, heating, decorating, battering, and packing of light products. They are suitable for both straight and curved conveyor systems.

In addition to providing the right belts, we also offer matching sprockets and other components to ensure a complete and efficient conveyor system.




**Features of Flat Flex Conveyor Belts**

- The largest proportion of open-mesh area available up to 86%
- Easy to clean, clean-in-place design
- No-slip, positive drive
- Very low belt mass
- Smallest diameter end rolls and drive rolls
- Positive driven for accurate tracking
- Curved rod network belt to suit different machines

**Belt Types**

Flat Flex Conveyor Belts are normally driven by toothed sprockets, made of stainless steel or plastic. These sprockets are made to fit the belt and are adapted to the diameter you wish.



Straight Run

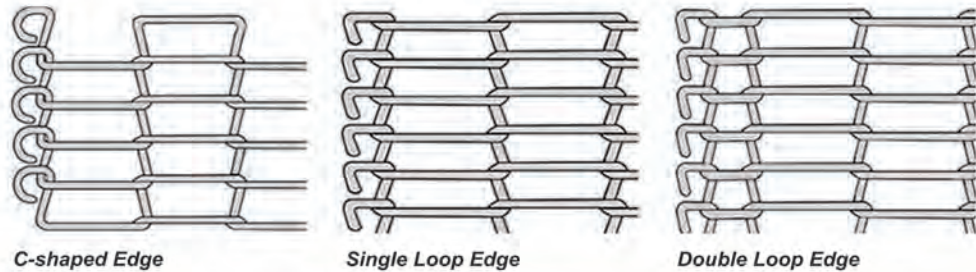
Curve Run



## Edge Availability

Flat Flex Conveyor Belts are available in three edge Loop Types.

1. With a C-shaped Edge, reduce the ratio of catching and tangling by the belt edge.
  2. With a Single Loop Edge, the most popular wire mesh belt edge finish. It is available for wire diameter 1.27 mm or above
  3. With a Double Loop Edge, supplied for enrober belts.
- Diverse combinations of pitch, wire diameter, mesh length and side finishing create a wide range of fit-for-purpose wire mesh conveyor belts.

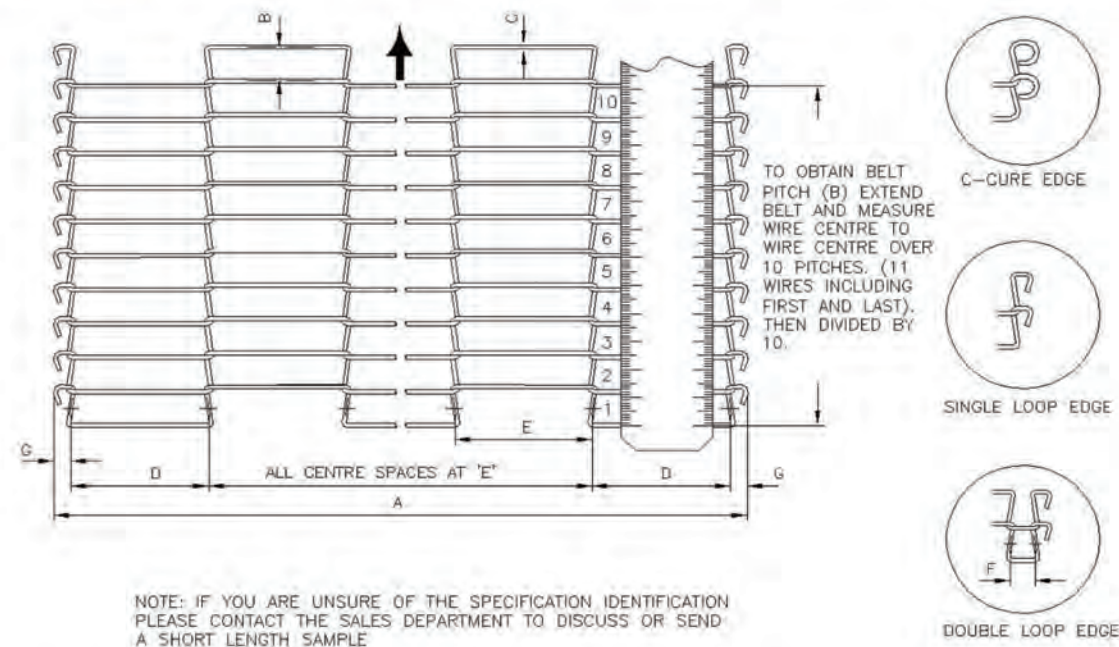


## Material Availability

Flat Flex Conveyor Belts are available in a wide variety of materials, the standard is 304 stainless steel. Other materials available include: 316 stainless steel, various carbon steel, and high temperature performance materials.

Material	Maximum Wire Operating Temperature °C
Carbon Steel	550
304 Stainless Steel	750
316 Stainless Steel	800
316L Stainless Steel	800

## Specifications



NOTE: IF YOU ARE UNSURE OF THE SPECIFICATION IDENTIFICATION PLEASE CONTACT THE SALES DEPARTMENT TO DISCUSS OR SEND A SHORT LENGTH SAMPLE

A: WIDTH (TOTAL) (mm)    B: PITCH (mm)    C: WIRE DIAMETER (mm)    D: FIRST SPACE WIDTH (mm)  
 E: CENTRE SPACE WIDTH(S) (mm)    F: DOUBLE LOOP SPACE WIDTH (mm)    G: SINGLE LOOP SPACE WIDTH (mm)

Specifications of Flat Flex Conveyor Belts				
Item	Wire diameter (mm)	Pitch (mm)	Open area (%)	Edge type
FFCB-01	0.9	4.24	77	Single/ double
FFCB-02	0.9	5.64	82	Single/ double
FFCB-03	1	5.5	79	Single/ double
FFCB-04	1	5.6	79.5	Single/ double
FFCB-05	1.27	4.3	67	Single
FFCB-06	1.27	5.5	73	Single/ double
FFCB-07	1.27	6	76	Single/ double
FFCB-08	1.27	6.35	77	Single/ double
FFCB-09	1.27	7.26	80	Single/ double/ C-shape
FFCB-10	1.4	6.4	76	Single/ C-shape
FFCB-11	1.6	7.26	75	Single/ double/ C-shape
FFCB-12	1.83	12	81	Single
FFCB-13	1.83	12.7	82	Single/ C-shape
FFCB-14	2.08	9.6	75	Single/ C-shape
FFCB-15	2.35	12.7	78	Single/ C-shape
FFCB-16	2.35	20.32	85	Single
FFCB-17	2.8	12.7	72	Single/ C-shape

Note: Custom specification is available if you can't find the suitable size.

## Applications

The Flat Flex Conveyor Belts are frequently used in installations whereby food products undergo a certain process. You could thereby think of Garden / steaming / cooking / baking / frying / grilling but also of draping with chocolate or sprinkling with pips and/or seeds. Flat Flex Conveyor Belts are furthermore frequently used for take-over sets whereby products move from one installation/transporter to the other.

Flat flex conveyor belts are used in the food industry for the production of the following products: small dessert, fish products, pizza, vegetables, bread, flour, cakes, meat, candy, potatoes, biscuits, chocolate, nuts, and fruit.

- Frying
- Baking
- Dough Rolling
- Battering
- Breeding
- Shrink Wrapping
- Sterilization
- Soldering
- Architectural Mesh
- Shuttling
- Side Shifting
- Collating
- Crumbing
- Sealing
- Glazing
- Preparation
- Sieving
- Cooking
- Heating
- Drying
- Cooling
- Coating
- Drainage
- Freezing
- Enrobing



Shrink Wrapping

Pizza Oven Belt



Breeding

Frying



Baking

Enrobing


# Eye Link Conveyor Belts

## Overview

Eye Link Conveyor Belts, also named Wire Link Conveyor Belts, Eye-Flex Conveyor Belt, Wire Loop Belt. Eye link belts are produced of stainless steel or other alloys. They consist of a series of eye links or eye link modules. Joined with cross rods they form a flat, simple surface, which is extremely stable and durable. The qualities of this versatile conveyor belt form a combination of advantages that make it particularly suitable for the most demanding applications in the food, chemical, pharmaceutical and packaging industries.

Designed for harsh applications that require an extremely heavy-duty belt, Eye Link Conveyor Belts are custom designed with almost unlimited configurations to meet your applications demanding requirements. The reliability and durability of the belts are the main reason for its success, combined with the various ranges of belt materials and the sophisticated design, which makes it relatively simple to make variant types of belts.

Eye Link Conveyor Belts are available with multiple drive options including friction driven cage rollers, positive drive sprockets, and an optional chain edge drive for enhanced tracking and reliability. Besides, side guard plates and cross flights are available on request. Side plates is designed to control the height of the product to be conveyed.




## Features of Eye Link Conveyor Belts

- Single level surface products parts will not get entrapped between several layers of the belt
- Flat conveying surface, open mesh configuration, and ease of cleaning
- Completely customizable with features including side guards, chain drive, and flights
- High-temperature capability and a wide variety of steel specifications available
- Smooth and single-level surface without product entrapment
- Toughest conveyor belt available
- Excellent air and fluid drainage
- High strength and excellent carrying ability
- Flat surface profile
- Modular design


## Belt Types

Eye Link Conveyor Belts has a standard construction based on a straight modular form. It is designed and built without spacers or perpendicularly welded under wires. This allows excellent flow-through in applications where no cross-support is required. Eye Link Conveyor Belts without spacers is also easily repaired with minimal cost.

From eye link belts with pressed eye links to create the smallest opening possible to eyelink belts with springs to guarantee good shock resistance and resistance to lateral forces — PFM Screen has many types of eyelink belts that each have their own specific advantages.



## Edge Availability

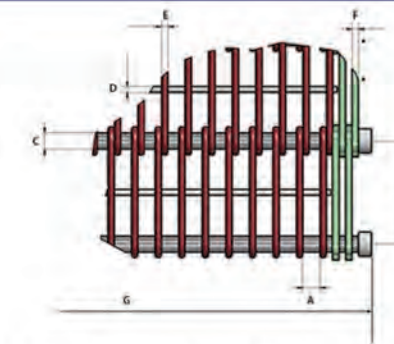


## Material Availability

Flat Flex Conveyor Belts are available in a wide variety of materials, the standard is 304 stainless steel. Other materials available include: 316 stainless steel, various carbon steel, and high temperature performance materials.

Material	Maximum Wire Operating Temperature °C
Carbon Steel	550
304 Stainless Steel	750
316 Stainless Steel	800
316L Stainless Steel	800

## Specifications



A: Gap Width (mm) B: Pitch (mm) C: Cross Rod Dia (mm) D: Underside Welded Wire Dia (mm)  
E: Wire Link Dia (mm) F: Reinforcing Plate (mm) G: Overall Belt Width (mm)

Eye link conveyor belt without spacers						
Item No.	Belt Pitch (mm)	Wire Dia. (mm)	Cross Rod Dia. (mm)	Belt Pitch (mm)	Wire Dia. (mm)	Cross Rod Dia. (mm)
ELCB01	15.875	1.8	3.2	50	3	5
ELCB02	25	2	5	50.8	1.6	8
ELCB03	25.4	2	5	50.8	1.6	6
ELCB04	30	1.6	4	50.8	2	8
ELCB05	30	2	4	50.8	2.5	8
ELCB06	30	2	5	50.8	2.5	5
ELCB07	30	2	7	50.8	3	5
ELCB08	30	2	8	50.8	4	7
ELCB09	31.75	2	5	60	2	5
ELCB10	50	1.4	5	60	2.5	5
ELCB11	50	1.6	5	70	4	7
ELCB12	50	2	5	75	2.5	5
ELCB13	50	2.5	6	75	2.5	8
ELCB14	50	2.5	8	100	3	8

Eye link conveyor belt with under welded wire spacing						
Item No.	Belt Pitch (mm)	Wire Diameter (mm)	Cross Rod Diameter (mm)	Minimum Gap Spacing (mm)	Gap in Steps of (mm)	Maximum No. of Welded Wires (mm)
ECBWS01	15.875	1.8	3.2	2	0.1	1
ECBWS02	25	2	5	2.3	0.1	2
ECBWS03	25.4	2	5	2.3	0.1	2
ECBWS04	30	2	4	2.3	0.1	2
ECBWS05	30	2	5	2.3	0.1	2
ECBWS06	50	2	5	2.3	0.1	3
ECBWS07	50	2.5	5	2.8	0.1	3
ECBWS08	50	2.5	6	2.8	0.1	3
ECBWS09	50.8	2.5	8	2.8	0.1	3
ECBWS10	50.8	3	8	3.3	0.1	3
ECBWS11	75	2.5	5	2.8	0.1	3
ECBWS12	75	2.5	8	2.8	0.1	3

Eye link conveyor belt with springs as spacers										
Item No.	Belt Pitch (mm)	Wire Diameter (mm)	Cross Rod Diameter (mm)	Minimum Gap Spacing (mm)	Gap Spacing also Available in (mm)					
ECBWS01	25	2	5	7	8	10	12	15	17.5	20
ECBWS02	25.4	2	5	7	8	10	12	15	17.5	20
ECBWS03	30	2	4	7	8	10	12	-	-	20
ECBWS04	30	2	5	7	8	10	12	15	17.5	20
ECBWS05	31.75	2	5	7	8	10	12	15	17.5	20
ECBWS06	50	2	5	7	8	10	12	15	17.5	20
ECBWS07	50	2.5	5	7.5	8	10	12	15	17.5	20
ECBWS08	50	2.5	6	7.5	-	-	-	-	-	20
ECBWS09	50	3	8	10.5	-	-	-	15.5	-	20
ECBWS10	50.8	2	6	7	-	-	-	-	-	-
ECBWS11	50.8	2	8	8	-	-	-	-	-	-
ECBWS12	50.8	2.5	6	7.5	-	-	-	-	-	20
ECBWS13	50.8	2.5	8	10	-	-	-	15	-	20
ECBWS14	50.8	3	8	10.5	-	-	-	15.5	-	20
ECBWS15	50.8	4	8	12	-	-	-	-	-	-
ECBWS16	60	2.5	5	7	8	10	12	15	17.5	20
ECBWS17	60	2.5	5	7.5	8.5	10	12	15	17.5	20
ECBWS18	70	4	7	12	-	-	-	-	-	-
ECBWS19	75	2.5	5	7.5	8.5	10	12	15	17.5	20
ECBWS20	75	2.5	8	10	-	10	-	15	-	20
ECBWS21	100	3	8	10.5	-	10.5	-	15.5	-	20

Eye link conveyor belt with rings as spacers					
Item No.	Belt Pitch (mm)	Wire Diameter (mm)	Cross Rod Diameter (mm)	Minimum Gap Spacing (mm)	Gap Spacing can be increased by (mm)
ECBWR01					
ECBWR02	25	2	5	4	2
ECBWR03	25.4	2	5	4	2
ECBWR04	30	2	4	4	2
ECBWR05	30	2	5	4	2
ECBWR06	31.75	2	5	4	2
ECBWR07	50	2	5	4	2
ECBWR08	50	2.5	5	5	2.5
ECBWR09	50	2.5	6	5	2.5
ECBWR10	50.8	2.5	6	5	2.5
ECBWR11	50.8	2.5	8	5	2.5
ECBWR12	50.8	4	8	8	4
ECBWR13	60	2	5	4	2
ECBWR14	60	2.5	5	5	2.5
ECBWR15	75	2.5	5	5	2.5
ECBWR16	75	2.5	8	5	2.5

## Applications

Eyelink conveyor belts combine a flat, stable surface with the dimensional stability and robustness of metal and are well suited to convey heavy loads and unstable or fragile products that require good support from the conveyor belt.

Eye link conveyor belts applications:


- Tunnel Freezer Conveyor Belts
- Drying Belts
- Cooling Belts
- Cooking Belts
- Washing Belts
- Freezing Belts
- Blanching Belts
- Baking Belts
- Pasteurizer Belts
- Deep-frying Belts
- Drainage Belts



Baking Belts



Cooling Belts



Freezing Belts



Washing Belts


# Honeycomb (Flat Wire) Conveyor Belts

## Overview

Honeycomb conveyor belt, also called flat wire conveyor belt. The honeycomb belt is constructed of cross rods and a flat metal strip. At the sides of the belt the cross rods have a welded ring (welded edges). In a number of dimensions it is possible to give the sides of the belt a clinged edge.

There are a number of predefined belt executions with different pitches and material dimensions. The belt can also be provided with side plates or flights. The flat wires are arranged in the form of lattice and jointed with the straight round rods. The material of flat wire belt are commonly high carbon steel, galvanized steel, stainless steel and other materials.

Honeycomb conveyor belt is a perfect products with both durability and suitable open area. It is temperature resistance, which is popular in the baking conveying applications. The flat surface of honeycomb conveyor belt supplies stable conveying during using. Honeycomb belts are used in production processes with temperatures of -30°C up to +400°C in food and other industries.




## Features of Flat Wire Conveyor Belts

### Honeycomb conveyor belt Advantages:

- Twice the life of competitive belts
- Installation requires no special tools
- Positive driven for excellent belt tracking
- Up to 81% open area for excellent flow through
- Allows for tight transfers
- Available up to 150 inches wide
- High strength-to-weight ratio
- Welded button edge or clinched edge
- Flat carrying surface
- Easy to clean and to install
- Easily joined
- Strong edge reduces snagging or catching on conveyor protrusions

## Edge Availability



Welded Edge

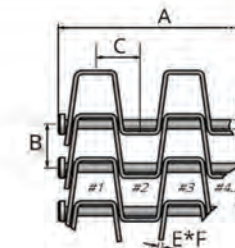
Clinged Edge

Chain Edge

## Material Availability

The Honeycomb belts is standard made of mild steel, galvanised mild steel, stainless steel AISI 304 and AISI 316. The belt needs minimal maintenance and will have a working life of many years, if used well.

## Specifications



A: Overall Width (mm) B: Cross Rod Pitch (mm) C: Nominal Lateral Pitch (mm) D: Cross Rod Diameter (mm)  
E: Height of flat strip material (mm) F: Thickness of flat strip material (mm) G: Number of Apertures Across Width (mm)

Specifications of honeycomb conveyor belt				
Item No.	Cross Rod Pitch (mm)	Nominal Lateral Pitch (mm)	Flat Strip (mm)	Cross Rod (mm)
H CB01	13.7	14.6	10x1	3
H CB02	26.2	15.55	12x1.2	4
H CB03	27.4	15.7	9.5x1.25	3
H CB04	27.4	24.7	9.5x1.25	3
H CB05	28.6	15	9.5x1.25	3
H CB06	28.6	26.25	9.5x1.25	3
H CB07	28.4	22.5	15x1.2	4

NOTE: Custom specification is available if you can't find the suitable size.

## Applications

The Honeycomb belts, with high temperature resistance, large open area, flat surface is widely used in the following applications.

- Transport systems
- Heating systems
- Baking systems
- Cooling systems
- Washing systems
- Freezing systems
- Packaging systems
- Sorting systems
- Drying systems
- Product handling systems
- Sieving systems
- Bread production systems
- Waste handling systems



Packaging Belt



Freezing Belt



Transport Belt



Baking Belt



Washing Belt



Waterweed Salvage Belt

# Plate Link Conveyor Belts

## Overview

Plate Link Conveyor Belt is very strong, driven by stainless steel chain, made of stainless steel plate, and very suited to heavy load applications, running smoothly in the conveying process, easy to install and replace, and long in service life. Its self-supporting structure makes it be used over large widths without any support. PFM Screen's Plate Link belt features an extremely robust design and high load capacity, making it the perfect choice for arduous engineering processes such as presswork, die-casting and forging.

Plate conveyor belt consists of hinged slats with or without perforations. Perforated plate belt is ideal for drainage conveyor system. The size of perforation range can be custom, its possibility to have of all kinds of perforations to fit the product production line.

Hinged plate belts have side plates and cross flights in various combinations of height and thickness to suit different customers' requirements. They can satisfy light to heavy load capacity. Chain edge plate belts are also available in side plates and cross flights. The chains at both ends can be fixed with cotter pins or washers, which are convenient to disassemble and maintain.

The link plate belts are tailor made and can be executed with pitches in almost any width and length and plate thickness. The link plate belt is positively driven by sprockets, and can be used at conveyor speeds of less than about 120 meters per minute.



## Plate Conveyor Belt Advantages

- Temperature resistance, which can be used in production processes with temperatures of -30°C to +600°C in food and other industries.
- Corrosion and rust resistance make it possible to be used in the corrosive environments.
- The baffles can be added onto the belt for convenient sorting and conveying.
- The side guards can be added onto the belt to prevent products from spillage.
- Chain link edge can ensure the smooth and high efficiency working.
- Curved perforated plate conveyor belt is available to suit more applications and equipment.
- Suitable for arduous engineering processes such as press work, die-casting and forging.
- Link plate belt needs minimal maintenance and will have a working life of many years.

## Plate Conveyor Belt Types





Plate link conveyor belt can add side guards to prevent materials from falling, and add baffles for classification or lifting

## Edge Availability



Standard plate link conveyor belt

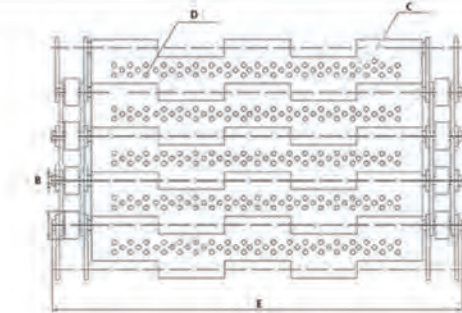


Plate link conveyor belt with side guards

## Material Availability

The plate link conveyor belt can be made of steel, stainless steel AISI 304, AISI 316 or others, have superior corrosive resistance to suit most applications at elevated temperature.

## Specifications



A: Chain Pitch (mm) B: Rod Diameter (mm)  
C: Plate Thickness (mm) D: Perforated Hole Dia (mm) E: Total Width (mm)

Item	Specifications of plate link conveyor belt		
	Chain Pitch (mm)	Rod Diameter (mm)	Plate Thickness (mm)
PLCB-01	25.4	5	1
PLCB-02	25.4	6	1
PLCB-03	25.4	6	1.5
PLCB-04	31.75	6	1
PLCB-05	31.75	6	1.5
PLCB-06	31.75	8	2
PLCB-07	38.1	6	1
PLCB-08	38.1	6	1.5
PLCB-09	38.1	8	1
PLCB-10	38.1	8	1.5
PLCB-11	38.1	8	2
PLCB-12	50.8	6	1.2
PLCB-13	50.8	8	1
PLCB-14	50.8	8	1.5
PLCB-15	50.8	10	2
PLCB-16	50.8	10	3
PLCB-17	63.5	10	2
PLCB-18	63.5	10	1.5
PLCB-19	63.5	10	3
PLCB-20	80	8	1.5
PLCB-21	80	8	2
PLCB-22	80	10	2
PLCB-23	80	10	2.5
PLCB-24	100	10	1.5
PLCB-25	100	10	2
PLCB-26	100	14	2
PLCB-27	100	14	3
PLCB-28	101.6	10	4
PLCB-29	106.6	14	4
PLCB-30	125	20	3

NOTE: Custom specification is available if you can't find the suitable size.

**Applications**

Applications of plate link conveyor belt

- Cooling systems
- Washing systems
- Waste treatment systems
- Blanching systems
- Drying systems
- Sorting systems
- Bread production systems
- Product handling systems
- Transport systems
- Drainage systems
- Elevating systems
- De-Elevating systems




Waste treatment



Elevating systems



Sorting systems



Transport systems



Cooling systems



Washing systems

# Biscuit Baking Belt (Rolled Baking Band)

**Overview**

Biscuit Baking Belt also is known as Rolled Baking Band, Flat Rolled Baking Belt, Z Belts, Its name is based on the Z shape of the flattened spirals. The Biscuit Baking Belt is a highly usable conveyor belt for the bakery industry. The belt has been designed especially for baking biscuits directly on the belt in straight feed through ovens.

The Biscuit Baking Belt is a stratified metal spiral belt with a lightweight and a reduced thickness. Its design gives the belt low heat inertia, high strength, and good air circulation through the belt. This woven and stratified belt gives a superposition of the wires and an open mesh. The edges are looped.

The Biscuit Baking Belt is created by forcing a duplex unilateral spiral woven mesh through a rolling process to achieve a completely flat, smooth surface and a reduced belt thickness, without compromising heat efficiency. The design creates a belt of low mass, high strength with good air circulation. The belt is friction-driven by means of a large diameter drum, commonly placed at the out feed of the tunnel oven.

Biscuit Baking Belt is made of specially selected Carbon Steel for a good and even baking result and are mostly used in production processes with temperatures of +200°C to +275°C. On request the belt can be made of stainless steel.

By providing a flat, uniform surface, Rolled Baking Band is suitable for conveying both soft and hard dough through baking processes whilst ensuring an even heat transfer across the whole belt width. Rolled Baking Bands may not be suitable for soft doughs with a high fat content where the dough will flow into the mesh in the baking process.

The Biscuit Baking Belts are used in biscuit ovens all over the world. The most used and well known Z-belt is the 'Z-47'. Beside this Z-47 there are also other Z-specifications. The different Z-types differ in wire thickness, mesh opening and weight.




**Rolled Baking Band Advantages**

Our rolled baking oven belts offer several advantages over traditional solid steel or compound weave conveyor belts. Firstly, their unique design allows gases and moisture within the baked products to escape not only upward but also downward during the baking process. This enhanced ventilation prevents the formation of unwanted bubbles on the underside of the products, ensuring a more uniform texture and appearance.

Additionally, the open structure of the rolled belts creates an appealing, characteristic pattern on the bottom of the products, which is often desirable in many baked goods. The superior air permeability of our belts also promotes optimal heat circulation within the oven, leading to more consistent baking results and reducing energy consumption. This improved heat management can often result in faster baking times, making the entire process more efficient and cost-effective.

- Smooth baking surface.
- High strength and stability.
- Long service life and Low maintenance.
- Excellent air circulation and heat distribution.
- Stratified metal spiral structure.
- Lightweight with reduced thickness.
- Low heat inertia.
- Looped edge or welded edge.

## Edge Availability



Biscuit Baking Belt with looped edges

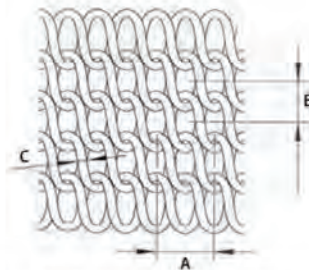
## Material Availability

PFM Screen's Biscuit Baking Belts, made from High quality carbon steel material, is designed with various wire and mesh type configurations to cater to different baking needs. The versatility in design allows for optimal performance and durability in different baking environments.

## Specifications

The Biscuit Baking Belt is a highly usable conveyor belt for the bakery industry. The belt has been designed especially for baking biscuits directly on the belt in straight feed through ovens.

The Biscuit Baking Belt is a stratified metal spiral belt with a light weight and a reduced thickness. Its design gives the belt low heat inertia, high strength and a good air circulation through the belt. This woven and stratified belt gives a super position of the wires and an open mesh. The edges are looped.



A: Spiral pitch (mm) B: Belt pitch (mm) C: Wire diameter (mm)

Specifications of Biscuit Baking Belt					
Item No	Spiral pitch	Wire diameter	Belt pitch	Belt thickness	Weight
	(mm)	(mm)	(mm)	(mm)	(kg/m <sup>2</sup> )
BBCB01(Z47)	8.2	1.2	5.4	2.2	7
BBCB02(Z47R)	8.5	1.5	5.2	2.8	11.2
BBCB03(Z28)	6.3	1	6.8	1.8	6.5
BBCB04(Z48)	8.5	1.3	6.7	2.4	7.4

NOTE: Custom specification is available if you can't find the suitable size.

## Applications

Z47, Z47R, Z48, and Z28 are the most common models of Rolled Baking Band Conveyor Belts used in the biscuit baking process. Each model has its own unique features and advantages, which can be selected based on the specific needs of the baking operation.

Z47 is the most commonly used model, with a mesh opening that provides enough space for air circulation and heat transfer. It is suitable for use in high-output biscuit ovens with a belt speed of up to 30m/min.

Z47R is similar to Z47 but has a thicker wire, which makes it more durable and able to withstand higher mechanical stresses. It is ideal for use in baking operations with high load requirements.

Z48 has a larger mesh opening, which improves air circulation and heat transfer. It is suitable for baking thick and hard biscuits, where efficient heat transfer is crucial for the baking process.

Z28 has the thinnest wire and smallest mesh opening, which allows it to save heat energy. It is ideal for use in lightweight and short baking ovens or furnaces, where minimizing heat loss is important.

Overall, each of these models of Rolled Baking Band Conveyor Belts has its own specific features and benefits that can be tailored to the needs of the baking operation to achieve optimal baking results.

## Typical Applications

- Baking system
- Cooking system
- Heating system
- Elevating system



# Ladder Conveyor Belts

## Overview

Ladder Conveyor Belt is a simple but effective style of conveyor belt, generally used belt for common processes and common product loads. Its open design provides efficient operation with minimum maintenance as well as facilitating easy and thorough cleaning. Its lightweight and basic configuration make it a very economic and cost-effective style of belting for many different environments. The ladder belts are used in production processes with temperatures of -100°C to +450°C in food and other industries.

The Ladder belt with S-hooks run in straight applications but can also be executed as curved belts with a fixed inside radius. A belt variation with a tapered rod pitch assembly can be used in radial applications (90 and 180 degrees).



## Ladder Conveyor Belt Advantages:

Ladder Conveyor Belt Advantages:

- Flat uniform surface for gentle product handling
- High tensile rods which resist permanent distortion and reduce down-time
- Positive drive to ensure there are no tracking issues
- Smooth edges for easy movement around radial bends
- Easy belt assembly and disassembly due to its simple open construction

## Belt Types




Ladder belt with S-shaped hooks

These belts run in straight applications but can also be executed as curved belt with a fixed inside radius, available in right hand (clockwise) or left hand (ant-clockwise) arrangement. Standard belts are supplied for either 90° or 180° conveyor angle of operation.



Ladder belt with U-shaped links

These belts can run in straight and curved applications, available in right hand (clockwise) or left hand (ant-clockwise) arrangement. Standard belts are supplied for either 90° or 180° conveyor angle of operation.




Ladder belt with chain links

These belts can be only running in straight applications.

## Material Availability

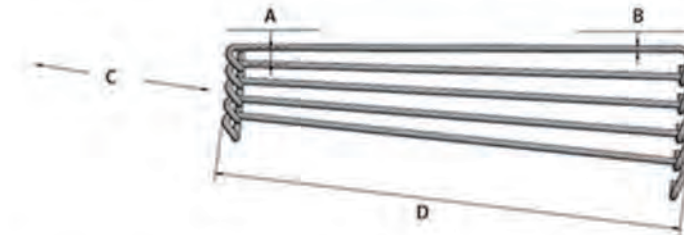
The Ladder belt is standard made of steel, mid-tensile carbon steel, stainless steel 304 and 316. Other materials on demand.

## Specifications



A: Pitch (mm) B: Rod diameter (mm) C: Overall Width (mm)

Specifications of Straight Running Ladder Belt			
Item No.	Pitch (mm)	Rod diameter (mm)	Maximum width (mm)
SRLB01	12.7	3.66	762
SRLB02	15.87	4.47	914
SRLB03	19.05	4.88	914
SRLB04	25.4	4.88	914



A: Pitch (mm) B: Rod diameter (mm) C: Inside Radius (mm) D: Overall Width (mm)

Specifications of Radial Ladder Belt				
Item No.	Pitch (mm)	Rod diameter (mm)	Inside Radius (mm)	Available width (mm)
RLB01	12.7	3.66	598.5	229/305/381/457/762
RLB02	15.87	4.47	762	305/381/457/610/762


## Applications

Ladder belts are used in, for example:

- Cooling systems in for example bread & pastry industry.
- Belt in filtering installations
- Conveyor belt in installations for baking, frying, grilling, etc.
- Washing systems
- Drying systems



Grilling system



Transport system



Cooling system



Baking system



Coating system




# Polyester Spiral Mesh Belts

## Overview

Spiral mesh dryer belts have a specially designed spiral structure. The spiral meshes are produced from flat ribbon spirals, which are connected to a straight round rod. Due to the special structure of the polyester spiral mesh belt with continuous and seamless screen spiral, it is very suitable for applications with high mechanical load and unmet the seam.

Each spiral mesh belt will be heat-setting before leaving the factory. Spiral meshes are available in polyester and PPS. The maximum heat-setting temperature of the polyester spiral mesh belt is 200 °C, and it can be used for a long time at 150 °C. The spiral mesh belt made of PPS has a maximum temperature of 290°C for heat setting and can be used for a long time at 240°C.

The heat setting treatment ensures the structural stability of the spiral mesh belt, improves the surface flatness, improves the physical and mechanical properties of the fiber, and greatly enhances the service life of the mesh belt.




## Polyester Spiral Mesh Belt Advantages:

PFM SCREEN's Polyester Spiral Mesh Belts Properties:

- ◆ Use hot air to set the shape, evenly heat, and improve the service life of the mesh belt.
- ◆ Selected raw yarn, smooth surface, not easy to stick, easy to clean.
- ◆ High-temperature resistance, polyester up to 150°C, PPS up to 240°C.
- ◆ Excellent chemical stability, BPA-free, Food grade certification.
- ◆ Seamless connection, no swelling at the joint, and the same air permeability in the whole filtering area.
- ◆ The width supports 10 cm to 10 meters, any length you need.
- ◆ Sealed edges for lasting, economical solutions.
- ◆ Easy to install, easy to repair.

## Specifications

We can offer a wide range of options to suit your application to achieve your optimum air permeability, filtration efficiency, throughput and tracking stability. Items to choose from include: various types of yarn diameters from 0.5mm to 1.2mm; small, medium and large spiral loops; flat or round yarn; and yarn material.



Big loop spiral dryer fabric Middle loop spiral dryer fabric Small loop spiral dryer fabric

Type	Spiral loop width (mm)	Filament diameter			Strength (N/cm)	Weight (Kg/m2)	Thickness (mm)	Air permeability (m3/m2h)	CFM (127pa)
		Spiral ring monofilament	Connection Wire	filler material monofilament					
Small loop 5080A1	5.2	0.5	0.8	0.60*3	1800	1.5	2.1	4480	280
Medium loop 6890A1	8	0.68	0.9	0.80*4	2000	2	2.45	6080	380
Medium loop 6890B1	7.15	0.68	0.9	0.90*3	2000	1.9	2.45	5760	360
Medium loop 6890B2	7.15	0.68	0.9	0.80*3	2000	1.85	2.45	7750	484
Medium loop 6890B3	7.15	0.68	0.9	Flat Wire 2.1*0.80	2000	1.8	2.45	9000	563
Medium loop 6890B4	7.15	0.68	0.9	Flat Wire 2.1*0.88	2000	1.85	2.45	8000	500
Medium loop 6890B5	7.15	0.68	0.9	Conductive carbon wire	2000	1.6	2.45	10000	625
Large loop 9090A1	8	0.9	0.9	0.90*3	2300	2.3	3.03	7500	468
Large loop 90110A1	10	0.9	1.1	1.0*4	2000	2.4	3.15	6240	390
Alkali resistance PA90110A2	10	0.9	1.1	1.2*3	2000	2.25	3.15	6240	390
Large loop 10090A1	8	1	0.9	1.0*3	2000	2.5	3.6	5000	315
Large loop 120130A1	1.2	1.2	1.3	1.2*3	2600	2.85	4.3	7500	468

## Applications

The subtle weaving of the spiral mesh dryer belt allows transporting the product over ventilated surfaces without product abrasion. Ideal in filter belts, dryer belts or conveyor belts in product washing, or for industry drying, nonwoven forming, and thermal applications including drying of veneers, manufacture of gypsum plasterboard or for multi-stage dryers in foodstuff processing, etc.

- ◆ Food processing industry
- ◆ Pasta sector, for drying and pasteurization
- ◆ Ready-to-use produce sector, for washing vegetables
- ◆ Food processing industry, for drying of fruits
- ◆ Dairy industry, for filtration processes
- ◆ Fishing industry, for transportation




Nonwoven forming



Drying




Paper making



Pasta drying



Washing system



Filter belting

# Polyester Linear Screen Mesh Belt

## Overview

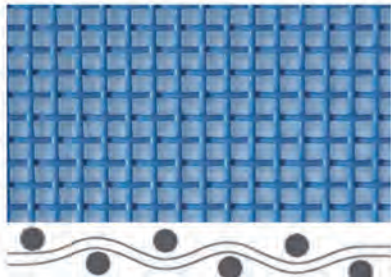
Polyester plain weave mesh fabrics are also called linear screen cloth, polyester mesh conveyor belts, and polyester monofilament process conveyor belting.

The weaving pattern is 2-shed and 3-shed available in various meshes, caliper, GSM and air permeability for different applications. Polyester monofilament process conveyor belting is available in a wide variety of yarn thicknesses and apertures.

They are widely used in various industries as dryer fabrics, conveyor belts, filter cloths and food & vegetables drying mesh belts.




## Mesh Types



**2-Shed Polyester Linear Screen**

Filter fabrics with the 2-shed plain weave have high weave stability and predefined uniform size of apertures, so they can also be used to sort particles according to their size on linear screen separators.




**3-Shed Polyester Linear Screen**

Filter fabrics with the three-shaft twill weave have a very high dewatering ability and a higher wear resistance than fabrics with the plain weave.

## Joining mechanism

The joining mechanism of the polyester mesh conveyor belts is given special attention and can be manufactured in a number of ways ranging from metallic clipper types, and integrated spirals to seamless.



Clipper Type


Staple Fastener Clipper Type

Integrated Spirals

Seamless

## Edge Finish

The edges of the polyester mesh conveyor belts too are given extra attention and can be reinforced with special materials that make them resistant to fraying and abrasion by impregnation, encapsulation, or welding.



Glue Sealed Edge

Sewn Edge

Tracking Guide Edge

PU wrapping and V-guides Edge

## Polyester Linear Screen Mesh Belt Advantages

- Linear screen cloth has an accurate open area and aperture is uniform.
- The nature of polyester mesh belt is such that it offers a very durable long-lasting media for extended life.
- Strong polyester fibers provide excellent stability and good wear resistance.
- All kinds of joints are suitable including endless joint.
- Food approval: US FDA approval.
- Working temperature: -75°C to +150°C.

## Mesh Specifications


Model	Wire diameter		Density		Strength		weight (kg/m <sup>2</sup> )	Thickness (mm)	Mesh Radial/latitude (mm)	Aperture Radial/latitude (mm)	permeability (m <sup>3</sup> /m <sup>2</sup> /h)	CFM/127Pa	open aven
	(mm)		(wire/centimeter)		(N/cm)								
	warp	weft	warp	weft	surface	joint							
021002 blue	1	1	2.85	2.65	1600	650	0.6	1.85	7.10/6.73	2.50/2.77	32000	2000	52.55
031002 blue/white	1	1	3.2	3.25	1600	650	0.8	1.86	8.10/8.20	2.12/2.07	25600	1600	45.9
3902	0.9	0.9	3.9	3.65	1600	650	0.55	1.7	9.60/9.30	1.66/1.83	20000	1250	46.58
4902	0.9	0.9	4.65	4.7	1600	650	0.95	1.66	44542	1.25/1.22	17600	1170	33.55
4602	0.5	0.6	4.4	5.2	1600	650	0.58	1.23	12/13.2	1.72/1.32	19000	1187	53.32
5602	0.6	0.6	5.9	5.6	1600	650	0.62	1.1	14.98/14.2	1.09/1.18	18000	1125	42.89
5802	0.8	0.8	5.1	5.3	1600	650	0.89	1.48	13/13.5	1.16/1.08	15840	990	34.09
6652	0.65	0.65	7.4	6.8	1600	650	0.65	1.19	18.8/17.3	0.70/0.82	14400	1190	28.96
06802 blue/white	0.8	0.8	6.6	6.5	1600	650	0.85	1.45	16.8/16.5	0.72/0.73	11600	725	22.65
06702 blue/white	0.7	0.7	7	7	1600	650	0.77	1.3	17.8/17.8	0.72/0.72	11000	690	26.01
7802	0.8	0.8	7.8	7	1600	650	1.1	1.45	20.3/18	0.32/0.54	5920	370	16.54
9502	0.5	0.5	9.7	10.3	1600	650	0.5	0.9	25/26.2	0.53/0.47	10100	634	24.97
12502	0.5	0.5	13.5	8.5	1600	650	0.63	0.95	34.3/21.6	0.24/0.65	6500	6280	18.68
9452	0.45	0.45	10	8.6	1600	650	0.45	0.88	25.4/21.8	0.55/0.71	15570	970	33.71
8603	0.5	0.6	9.4	9	1600	650	0.6	0.95	23.8/23.1	0.56/0.51	9000	560	24.38
8502	0.5	0.5	9.5	8.6	1600	650	0.89	0.47	24.13/21.8	0.50/0.65	10140	634	29.93
6803	0.7	0.8	7	5.5	1600	650	0.75	1.53	17.8/14	0.72/1.0	16000	1000	28.56
Alkali resistance PA061002	1	1	4.5	5.5	1600	650	0.65	1.63	17/14	0.35/0.60	5920	370	14.85
9603	0.5	0.6	10.5	9.2	1600	650	0.65	1.05	26.67/23.4	0.45/0.48	8300	518	44.87
7803	0.8	0.8	8	8	1600	650	1.15	1.66	20.3/20.3	0.45/0.45	6400	400	16.26
7903	0.8	0.9	7.6	6.5	1600	650	1.25	1.76	19.3/16.5	0.51/0.63	9184	574	12.96

**Applications**

- Pulp board making
- Wood industry: Dryer belts of woodchips, particle boards, MDF/HDF, etc
- Nonwoven cloth industry
- Food drying
- Material screening and separation
- Environment protection: sludge dewatering in belt press filters
- The pre-cleaning process before fruit and vegetable processing
- Glass fiber mat production line




Washing system



Nonwoven forming



Fruit & vegetable washing



Pasta Drying

## Woven Press Filter Belts (Sludge Dewatering Belts)

**Overview**


Woven Press Filter Belts are multi-functional filter belts with various textures and a wide range of air permeability, which can meet a wide range of dehydration, filtration, drying and other requirements.

The sludge Dewatering belt is a kind of press filter belt. It is designed for solid-liquid separation, especially sludge dehydration in the sewage treatment industry.

The combination of high-quality polyester or nylon monofilament, weave type as well as the correct opening and permeability makes our process belts particularly effective and robust and guarantees resistance to abrasion and chemical influences. Because they are manufactured on heavy-duty looms and additionally reinforced through a thermal fixing process, press filter belts also boast a particularly high level of mechanical stability.

It is suitable for press belt filters and various vacuum belt filters. PFM Screen press filter belts are ideal for belt presses, vacuum belt filters, and sludge dryers.

The press filter belt operates as a key part of the belt filter press as it determines the actual output and quality of the filtration process. Our fabrics are made with reasonable weave structures and special yarns for different applications to achieve rapid draining and good filter cake release.




**Woven Press Filter Belts Advantages:**

- The special twill weave ensures precise filtration results, and a smooth surface makes filter cake comes off easily, the high-quality polyester and nylon monofilament yarn make our woven mesh filter belt fabrics being chemically-resistant, good strength could withstand the greatest mechanical stresses and long service life.
- After FDA certification, it can be safely used in the food processing industry.
- A wide range of custom sizes can be customized within 8 meters wide and 200 meters long according to requirements.
- When using heavy-duty looms, heat setting treatment should be performed to minimize the risk of deformation and wrinkles.
- Remarkable acid and alkali resistance, abrasion resistance and corrosion resistance, and longer service life can deal with dirt with a pH value from 1 to 14.
- Temperature stability up to 200°C, can be used at -20°C to 200°C working temperature.
- Quick and easy to clean

Specifications


Our range of polyester sludge dewatering belts is available in various woven patterns, such as three-shed stain woven, four-shed level woven, four-shed stain woven as shown in the following pictures.



Model	Filament diameter (mm)		Density (wire/cm)		Strength (N/cm)		Weight (Kg/m2)	Thickness (mm)	Air permeability (m3/m2h)	CFM (127/pa)
	warp	weft	warp	weft	surface	joint				
	31505	0.4	0.5	33	9	1600				
26508	0.5	0.5	28	18.5	1600	900	1.2	1.5	2050	128
2470	0.5	0.7	24	9	1600	650	1.23	1.9	7520	470
22903	0.5	0.9	23	5.5	1600	900	1.4	1.9	8480	530
27708	0.5	0.7	28	8.5	1600	900	1.53	2	4896	306
26908	0.5	0.9	26.2	6.2	1600	900	1.49	2.15	6080	380
24908	0.5	0.9	24.8	7.1	1600	900	1.48	2.1	7360	460
24808	0.5	0.8	24.8	8	1600	900	1.4	2	6880	430
16903	0.7	0.9	16.3	5	1600	900	1.5	2.1	7520	470
16903 blue	0.7	0.9	16.3	5.8/6	1600	900	1.7	2.1	5550/3968	347/248
15905	0.9	0.9	15.3	5	1600	900	2.1	2.77	7840	490
151105	0.9	1.1	15.3	6.3	1600	900	2.45	2.85	9280	580
151105PA/P ET mixed yarn	0.9	1.1	15.3	6.3	1600	900	2.45	2.85	9280	580
12904	0.9	0.9	12.3	9.5	1600	900	2.2	3.5	9600	600

Applications

- Municipal sludge, industrial sludge, biologic sludge, dewatering, and drying belt filter cloth for belt filter press. The synthetic woven mesh filter belts are most widely used in dewatering and drying municipal sludge, industrial slurries, and biologic sludge, and aid the mine tailing dewatering process for their capacity of continuous working and high efficiency.
- Fruit and vegetable juice pressing and dewatering PFM Screen FDA-compliant polyester mesh press filter belt is suitable for juice extracting and pressing from fruit and vegetables on the belt press filters, especially for apple, pear, thorn pear, ginger and other berries, and nuts.
- Pulp and paper wastes Dewatering of pulp and paper mill sludge and primary sludge



Spiral Mesh Press Filter Belts


Overview

Polyester Spiral Press Filter Belts are made with spiral dryer fabrics with extra filler yarns inserted in the spiral loops to reduce the air permeability and less material loss on the surface of the fabric.


Polyester Spiral Press Filter Belt is also a monofilament polyester fabric but not like a woven fabric, instead this is a polyester fabric with spiral twisted wires where pins hold the spirals together like a chain.

A Spiral filter belt does not need extra joint seam like woven filter belts, because spiral coils at both ends of the spiral filter belt can be connected together. The spiral seam on the spiral filter belt is stronger and the lifetime of this connection is in some applications more durable than clipper seam AISI304/316, which is used for woven filter belts. Therefore spiral filter belt could be a solution for applications, where woven filter belts with a clipper seam prematurely fail.

Spiral Filter Belt edges are usually reinforced with glues that are both mechanically strong and very flexible. High-quality glue not only increases the mechanical strength of the belt edge, but also firmly holds the weft in the fabric.



Specifications



Spiral Press Filter Belt with Round Inserting Bars

Spiral Press Filter Belt with Flat Inserting Bars

Type	Spiral loop width	Filament diameter			Strength (N/cm)	Weight (Kg/m2)	Thickness (mm)	Air permeability (m3/m2h)	CFM (127/pa)
	(mm)	(mm)							
		Spiral ring monofilament	Connection Wire	filler material monofilament					
Small loop 5080A1	5.2	0.5	0.8	0.60*3	1800	1.5	2.1	4480	280
Medium loop 6890A1	8	0.68	0.9	0.80*4	2000	2	2.45	6080	380
Medium loop 6890B1	7.15	0.68	0.9	0.90*3	2000	1.9	2.45	5760	360
Medium loop 6890B2	7.15	0.68	0.9	0.80*3	2000	1.85	2.45	7750	484
Medium loop 6890B3	7.15	0.68	0.9	Flat Wire 2.1*0.80	2000	1.8	2.45	9000	563
Medium loop 6890B4	7.15	0.68	0.9	Flat Wire 2.1*0.88	2000	1.85	2.45	8000	500
Medium loop 6890B5	7.15	0.68	0.9	Conductive carbon wire	2000	1.6	2.45	10000	625
Large loop 9090A1	8	0.9	0.9	0.90*3	2300	2.3	3.03	7500	468
Large loop 90110A1	10	0.9	1.1	1.0*4	2000	2.4	3.15	6240	390
Alkali resistance PA90110A2	10	0.9	1.1	1.2*3	2000	2.25	3.15	6240	390
Large loop 10090A1	8	1	0.9	1.0*3	2000	2.5	3.6	5000	315
Large loop 120130A1	1.2	1.2	1.3	1.2*3	2600	2.85	4.3	7500	468

**Spiral Mesh Press Filter Belt Advantages:**

- The Polyester Spiral Press Filter Belts are produced with high cross-sectional stability and long service life.
- The Polyester Spiral Press Filter Belts width can be from 20 to 500 cm, depending on the filtration equipment.
- Due to the special structure of the spiral ring, there can be no seams at the filter belt connection.
- Robust glued edges.
- FDA Certification.

**Applications**

Spiral filter belts with filling yarns are mainly used as filter cloth, drying media or conveyor belts for solid-liquid separation in the belt press filter.

We supply a wide variety of belts for industrial filtration or for environmental applications, choosing the material according to the characteristics of the product to be filtered, the work pressure, temperature, etc. that allows achieving a perfect solid-liquid separation. The type of material for a belt can vary depending on the customer's specifications and applications.

- Solid-liquid separation & drying
- Effluent treatment (wastewater, sewage, sludge de-watering)
- Pharmaceutical & chemical industry
- Mining & mineral industry
- Pulp & paper industry
- Food industry



Solid-liquid separation



Sludge dewatering



Belt filter cloth

# PTFE Coated Open Mesh Belts

**Overview**


PTFE (Polytetrafluoroethylene) coated open mesh conveyor belts are widely used in various industries due to their excellent non-stick properties, thermal resistance, and durability. These belts are made from woven fiberglass or Kevlar, which provides a strong and stable base. The PTFE coating further enhances their performance by offering a smooth, non-stick surface that can handle extreme temperatures ranging from -100°F to +550°F (-73°C to +288°C).

The open mesh design allows for optimal airflow, making these conveyor belts particularly suitable for applications where heat transfer, drying, or curing is needed. They are commonly used in industries such as food processing, packaging, textiles, and printing, where the mesh construction ensures minimal heat loss and efficient moisture evaporation. This is why they are popular in applications like dehydration sheets, grill mats, drying, and curing conveyor systems.



**Weft Yarn Options**

The single weft mesh is ideal for food processing applications such as baking and dehydrating, providing safe and efficient heat distribution. For more rigorous industrial tasks, the double weft mesh offers increased strength, making it perfect for laminating processes and material transportation.



Double Weft Mesh


Double Weft Mesh: Double weft mesh is reinforced by having two weft yarns interwoven with each warp yarn, increasing the belt's overall strength and durability. This makes it a better choice for heavy-duty industrial applications where enhanced performance is required.



Single Weft Mesh

Single Weft Mesh: Single weft mesh is designed with a simpler construction, where each warp (longitudinal) yarn is interwoven with one weft (transverse) yarn. This type of mesh is particularly well-suited for lighter applications, especially in food processing.

**Edge Options**



PTFE Film



Sewn and Sealed PTFE Fabric




Sealed PTFE Fabric



PTFE Fabric Sewn Only


Splice Options



**Alligator Splice**  
Metal lacing, joined by a metal pin offers an exceptionally strong splice, shown here with options coverlap



**Clipper Splice**  
Individual metal hooks are fastened to belt ends and joined together by a metal pin



**Bullnose Joint**  
Flexible Aramid loops offer high strength, optimize airflow and minimize product marking




**Castellated Joint**  
Castellated loops on belt ends are joined together with a Fiberglass or polyamide-imide pin.

Belts Guides Options



**Stud Guides**



**Metal Eyelets Guides**




**PTFE Pin Guides**



**Guiding Bar**


Mesh Options



0.5x1 mm




1X1 mm




2X2.5 mm




2X2 mm




4X4 mm



4X4 mm



4X4 mm



10x10 mm

Material	Max Width (mm)	Mesh size (mm)	Weight (g/m <sup>2</sup> )	Thickness (mm)	Tensile Strength Warp/Fill (N/cm)
PTFE coated fiberglass	4000	1*1	490	0.58	310/290
PTFE coated fiberglass	4000	2*2	460	0.68	350/310
PTFE coated fiberglass	4000	4*4	430	0.7	390/320
PTFE coated fiberglass	4000	4*4	480	0.7	390/320
PTFE coated fiberglass	4000	4*4	580	1	395/370
PTFE coated fiberglass	4000	4*4	740	1	395/370
PTFE coated fiberglass+Kevlar	4000	4*4	770	1.2	895/370
PTFE coated Kevlar	4000	4*4	500	1	900/600
PTFE coated fiberglass	4000	10*10	450	1.2	360/300
PTFE coated fiberglass	4000	0.5*1	420	0.5	310/290
PTFE coated fiberglass	3000	2*2.5	490	0.75	390/320

Key Features

- **Non-stick Surface:** The PTFE coating provides excellent release properties, preventing materials from sticking to the belt.
- **Temperature Resistance:** Able to withstand extreme temperatures, these belts are ideal for both high-heat and low-temperature environments.
- **High Strength and Stability:** The woven fiberglass or Kevlar base ensures mechanical strength and dimensional stability.
- **Chemical Resistance:** PTFE is highly resistant to chemicals, ensuring longevity even in harsh industrial environments.
- **Airflow and Heat Transfer:** The open mesh design allows for efficient airflow, making the belts ideal for processes that require drying, curing, or cooling.

Applications

The PTFE Coated Fiberglass Open Mesh Belts are widely used in various industries due to their unique combination of properties.

- PTFE mesh belts are commonly used in non-woven textile, textile printing, silk-screening, and dyeing equipment for the drying process.
- In garment fabric production, high-frequency and UV dryers make use of PTFE mesh conveyor belts in shrinking machines.
- Dryer conveyor belts are essential in hot-air dryers and quick-freezing machinery.
- Open mesh belting is used in paper glazing, waxing, and plant engineering operations on oiling machines.
- Conveyor belts play a crucial role in sealing auto packing machines.
- PTFE mesh sheets are essential in hardboard manufacturing.
- Food and pharmaceutical processing, packaging, and handling operations benefit from various PTFE applications.



Screen Print Drying



Synthetic Batting



Shrink Wrapping Conveyor Belt



Heat Setting



UV Conveyor Dryer Belt